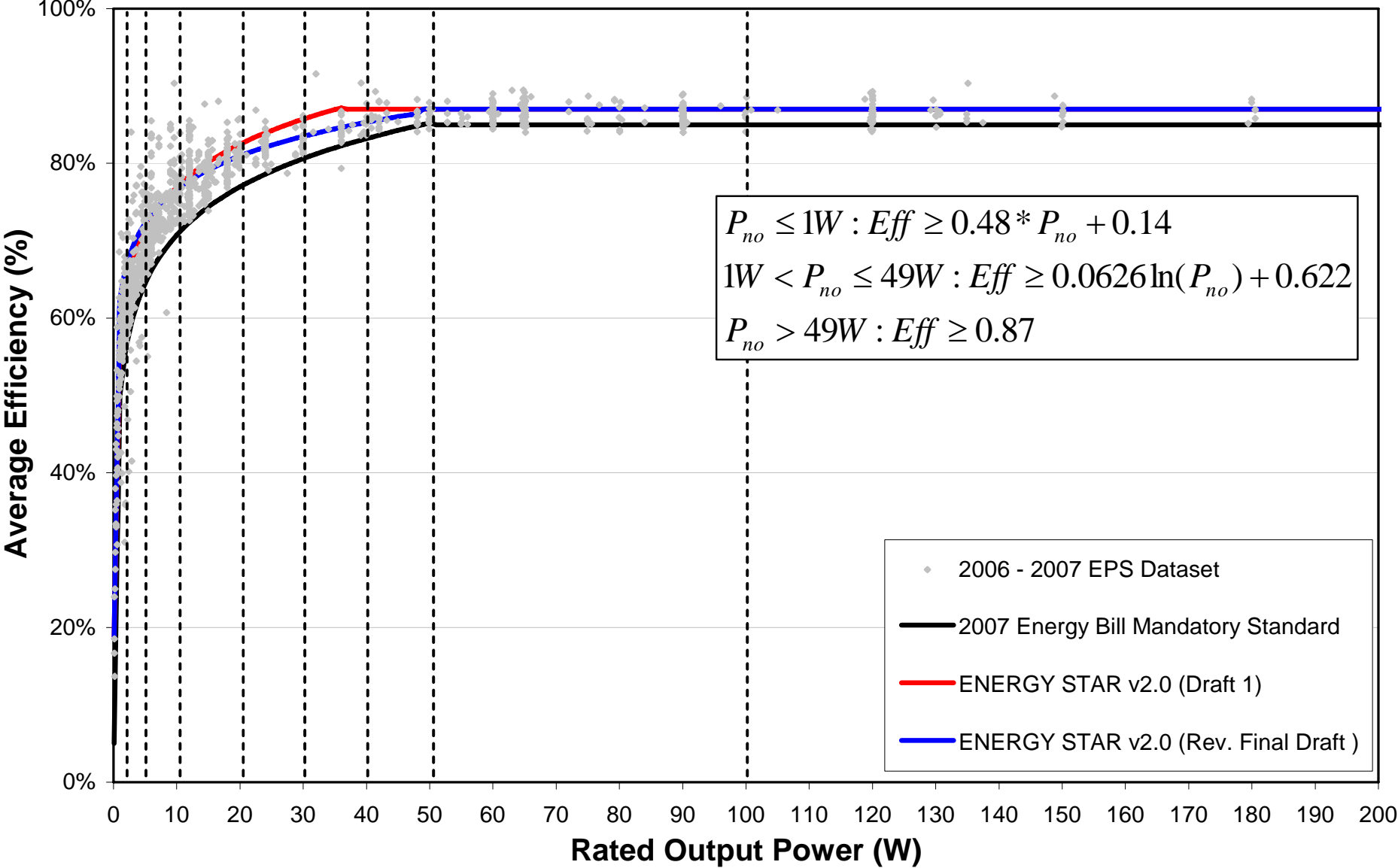


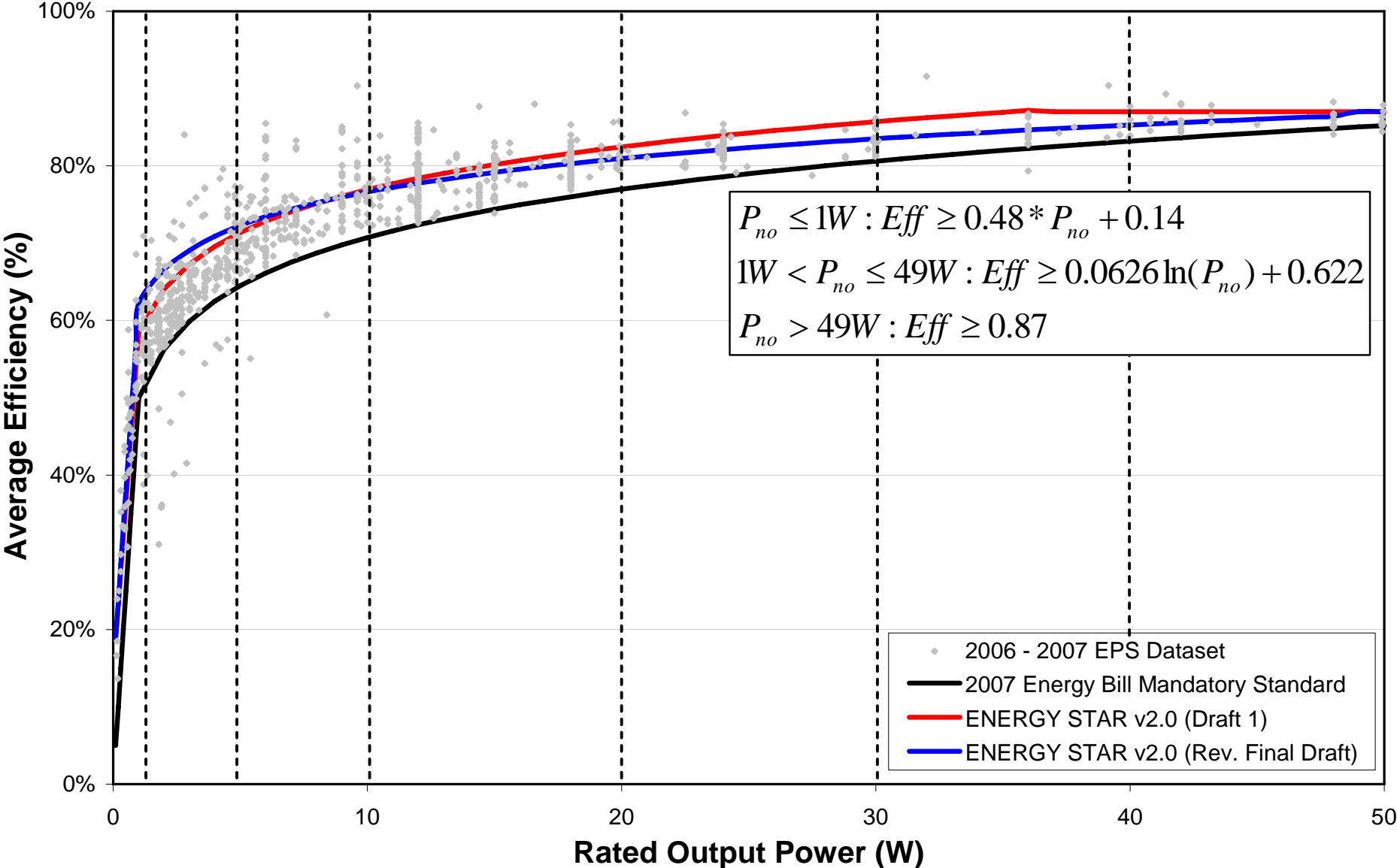
**ENERGY STAR Revised Final  
Draft, V2.0 Specification  
Summary Charts**

**Prepared on March 6, 2008**

# ENERGY STAR v2.0 Revised Final Draft Specification Standard Models

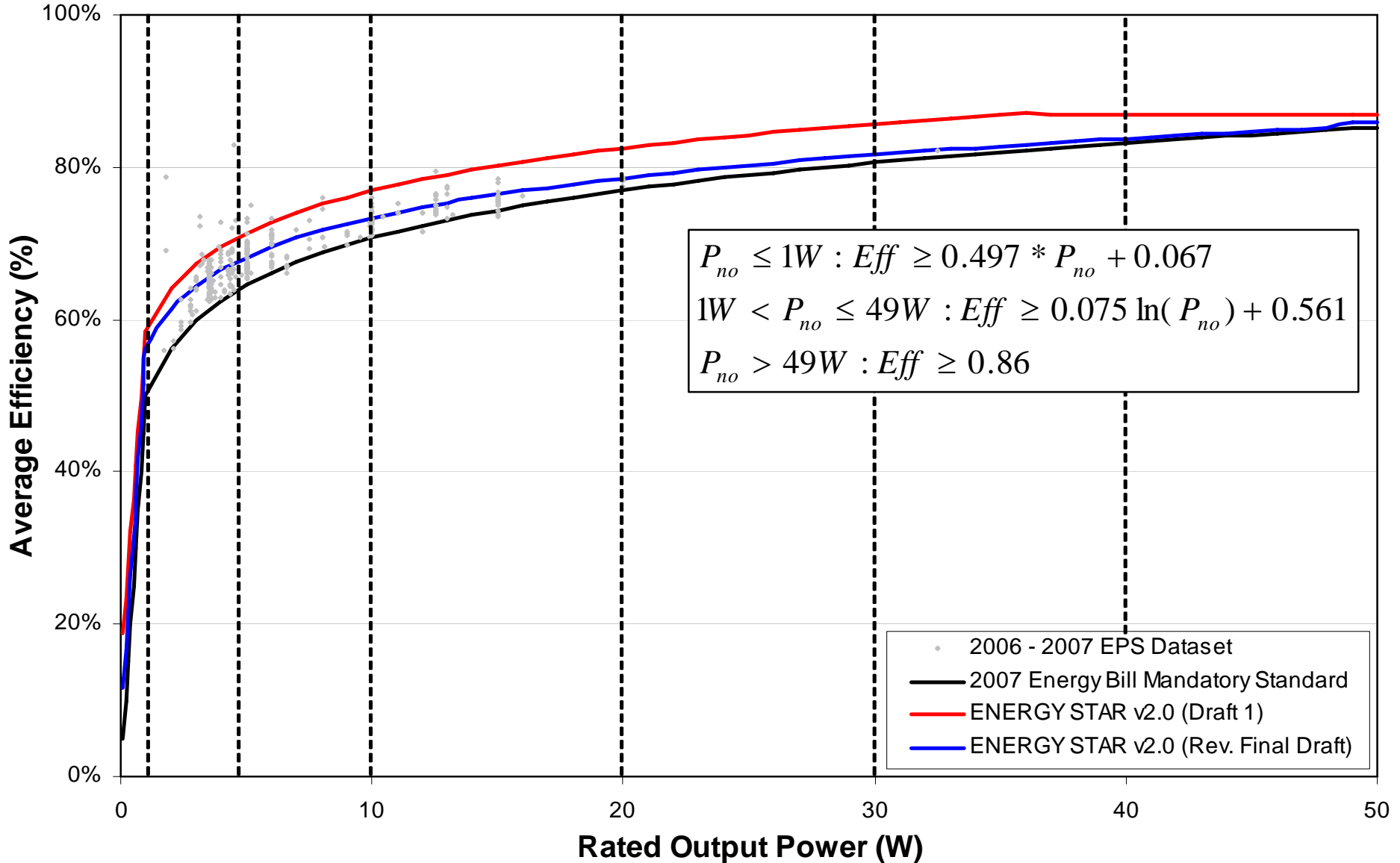


# ENERGY STAR v2.0 Revised Final Draft Specification Standard Models

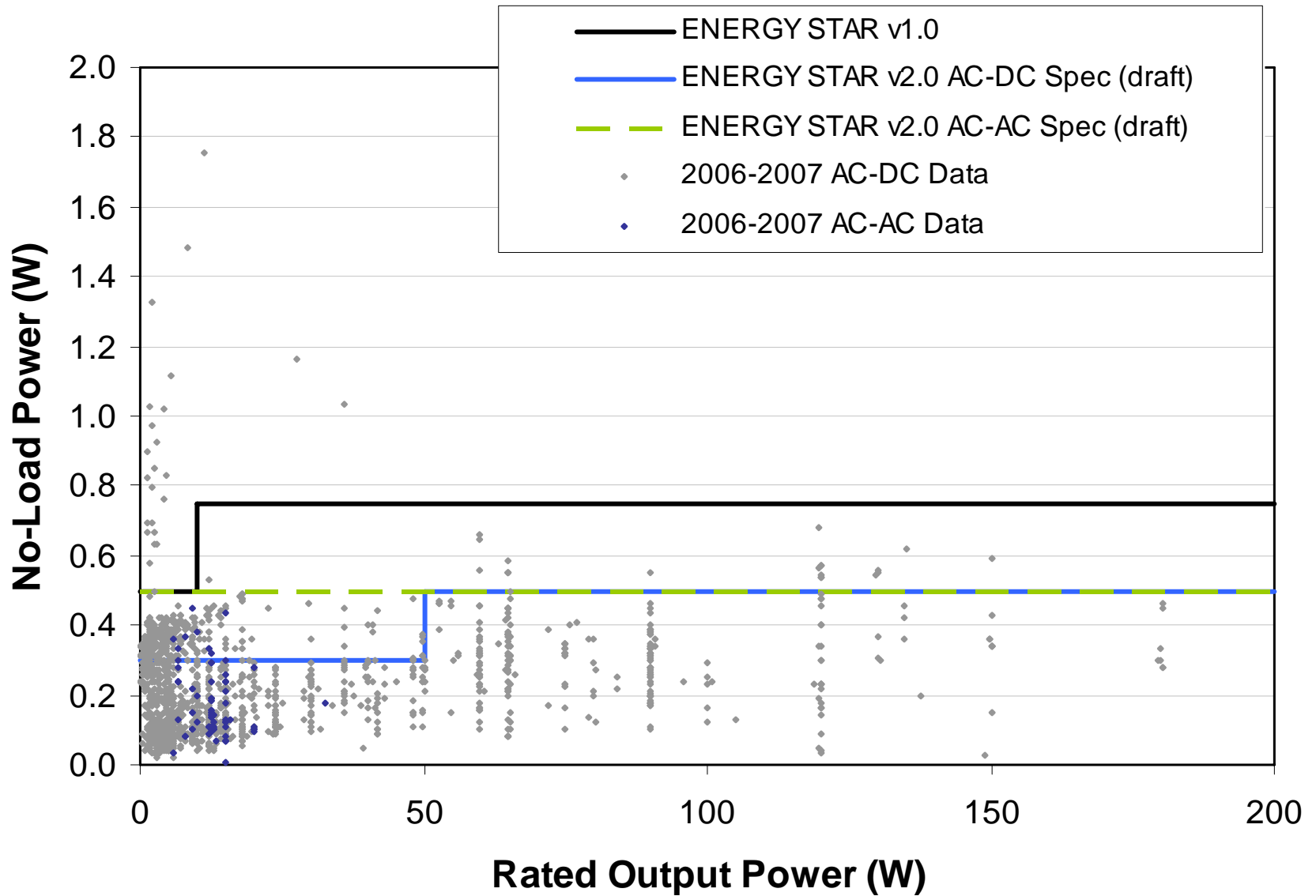


# Revised Final Draft Specification

## Low Voltage Products (< 6V and >= 550 mA)



# ENERGY STAR Final Draft v2.0 EPS No-Load Spec



## Revised Final Draft, V2.0 Compliance Rates

Wattage Range	Total Devices	Compliant Devices (no load)	Compliant Devices (no load)	Compliant Devices (active mode)	Compliant Devices (active only)	Compliant Devices (combined)	Compliant Devices (combined)
< 1 W	51	34	66.7%	20	39.2%	18	35.3%
1 - 5 W	526	417	79.3%	108	20.5%	106	20.2%
5 - 10 W	290	213	73.4%	105	36.2%	91	31.4%
10 - 20 W	352	260	73.9%	173	49.1%	131	37.2%
20 - 30 W	66	45	68.2%	36	54.5%	26	39.4%
30 - 40 W	54	27	50.0%	19	35.2%	11	20.4%
40 - 50 W	51	21	41.2%	23	45.1%	9	17.6%
50 - 100 W	195	145	74.4%	49	25.1%	48	24.6%
> 100 W	66	29	43.9%	19	28.8%	13	19.7%
<b>TOTALS</b>	<b>1651</b>	<b>1191</b>	<b>72.1%</b>	<b>552</b>	<b>33.4%</b>	<b>453</b>	<b>27.4%</b>

The above compliance rates do not include the PF requirement. PF data is not available for all models above 100 watts input power in EPA's data set and, as such, PF is being analyzed separately. At the proposed 0.9 level, more than 80% of products in the data set with 100 watts or more input power can meet the PF criteria, with compliance dropping off under the 100 watts threshold.